



EVALUATION REPORT

FLORIDA BUILDING CODE, 6TH EDITION (2017)

Manufacturer: L.V. THOMPSON, INC.
 dba Thompson Architectural Metals Company (TAMCO)
 5015 E. Hillsborough Ave
 Tampa, FL 33610
 (813) 248-3456
<http://www.tamcometalroof.com>

Issued April 3, 2020

Manufacturing: Tampa, FL

Quality Assurance: PRI Construction Materials Technologies (QUA9110)

SCOPE


Category: Roofing
Subcategory: Metal Roofing
Code Sections: 1504.3, 1518.9.1, 1523.1.1, 1523.6.5.2.4, 1523.6.5.2.4.1
Properties: Wind Resistance

REFERENCES

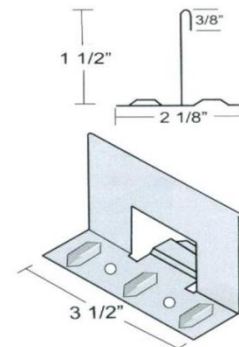
<u>Entity</u>	<u>Report No.</u>	<u>Standard</u>	<u>Year</u>
Farabaugh Engineering and Testing, Inc (TST1654)	T107-07	TAS 100	1995
Force Engineering and Testing Inc (TST5328)	72-0108T-07A-D	UL 580	2006
		UL 1897	2012
		TAS 125	2003
PRI Construction Materials Technologies (TST5878)	VLS-004-02-01	ASTM G 155	2005a
		TAS 110	2000
PRI Construction Materials Technologies (TST5878)	VLS-005-02-01	ASTM B 117	2016
		TAS 110	2000

PRODUCT DESCRIPTIONS

Panel: TMMLOC 150 24 ga. 16 in. coverage
Description: Preformed panel; 1-1/2 inch snap lock standing seam; Maximum 16-inch coverage; Non-structural application
Material: Minimum 24 ga. Fluropon® coated ASTM A792 AZ50 or ASTM A653 G-90 steel (F_y = min. 50 ksi); Shall conform with FBC Section 1507.4.3
Clips: Minimum 18 ga. 1500SNS fixed clips; 3-1/2 inch long; Shall conform with FBC Section 1506.7



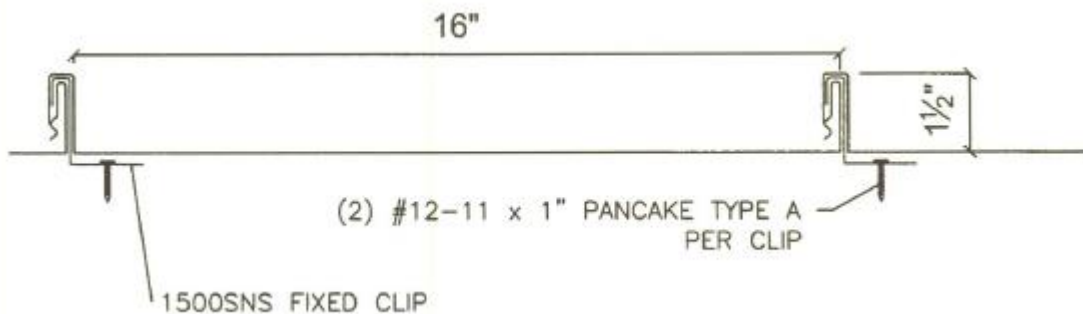
Panel Dimensions



1500SNS Fixed Clip

APPROVED ASSEMBLIES

TMML150-1:	
Slope:	Shall be in accordance with FBC.
Roof Deck:	Solid or closely fitted min. 15/32 in. plywood sheathing for new and existing construction at max. 24 in. span; In the HVHZ, new construction shall be min. 19/32 in. plywood at max. 24 in. span; Designed by others in accordance with FBC requirements.
Underlayment:	Installed in accordance with FBC requirements. In the HVHZ, the minimum underlayment shall be ASTM D 226, Type II installed in accordance with Sections 1518.2 and 1518.4 or any approved underlayment for use in the HVHZ. In the HVHZ, a full sheet of <i>approved</i> ASTM D 1970 self-adhering underlayment shall be installed under the valley metal, and 18-inch wide sections shall be installed at the eave and rake edges.
Attachment:	18 ga. 1500SNS clips shall be installed with two (2) #12-11 x minimum 1" pancake head screws at a maximum 6 in. o.c. along the panel seam. Fasteners shall penetrate the deck a minimum 1/4-inch and shall conform with FBC Sections 1507.4.4 and 1506.6.
Maximum Design Pressures:	-116 psf <i>Pressure calculated using 2:1 margin of safety per 1504.9</i>



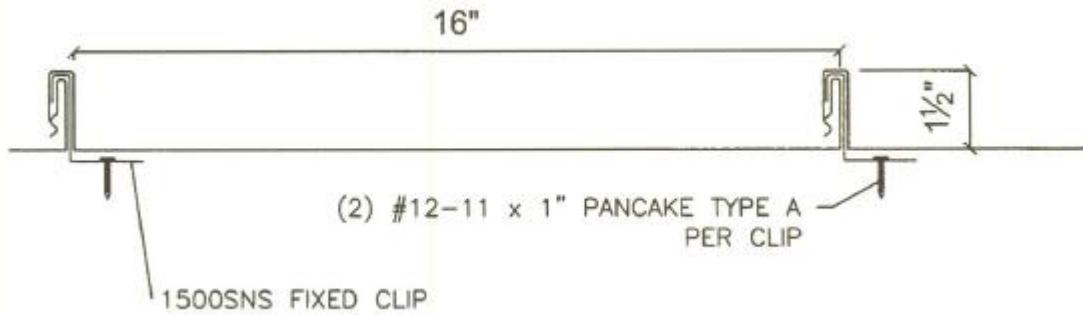
Maximum Mean Roof Heights for Gable/Hip Roofs
Slopes 2:12 – 6.1:12 and >6.1 – 12:12 (Gable Roofs only)

Exposure	Basic Wind Speed (mph)								
	120	130	140	150	160	170	180	190	200
Zone 1									
B	60 ft	60 ft	60 ft	60 ft	60 ft	60 ft	60 ft	60 ft	60 ft
C	60 ft	60 ft	60 ft	60 ft	60 ft	60 ft	60 ft	60 ft	60 ft
D	60 ft	60 ft	60 ft	60 ft	60 ft	60 ft	60 ft	60 ft	60 ft
Zone 2									
B	60 ft	60 ft	60 ft	60 ft	60 ft	60 ft	60 ft	60 ft	60 ft
C	60 ft	60 ft	60 ft	60 ft	60 ft	60 ft	60 ft	60 ft	60 ft
D	60 ft	60 ft	60 ft	60 ft	60 ft	60 ft	60 ft	57 ft	33 ft
Zone 3 ^A									
B	60 ft	60 ft	60 ft	60 ft	60 ft	60 ft	60 ft	60 ft	46 ft
C	60 ft	60 ft	60 ft	60 ft	60 ft	52 ft	30 ft	19 ft	NA
D	60 ft	60 ft	60 ft	60 ft	44 ft	22 ft	NA	NA	NA

Notes: 1) Exposure category for the structure location shall be as defined in the Florida Building Code 2) Limitations are based on an effective wind area of 10ft² or less 3) Topographic factors such as escarpments or hills are not included in the above assessment 4) Applicable for Enclosed Buildings without overhangs 5) NA = "Not Allowed" 6) $K_d = 0.85$ 7) Projects with mean roof heights of greater than 60 ft shall be evaluated by a licensed design professional 8) See page 5 for details for dimensions and locales of Zone 1, 2, and 3 9) V_{ult} is shown in the tables above. Design wind loads are calculated using $V_{asd} = V_{ult} \sqrt{0.6}$ per 1609.3.1.

^AFor hip roofs 2:12 to 5.6:12, Zone 3 shall be treated as Zone 2.

TMML150-2:	
Slope:	Shall be in accordance with FBC.
Roof Deck:	Solid or closely fitted min. 15/32 in. plywood sheathing for new and existing construction at max. 24 in. span; In the HVHZ, new construction shall be min. 19/32 in. plywood at max. 24 in. span; Designed by others in accordance with FBC requirements.
Underlayment:	Installed in accordance with FBC requirements. In the HVHZ, the minimum underlayment shall be ASTM D 226, Type II installed in accordance with Sections 1518.2 and 1518.4 or any approved underlayment for use in the HVHZ. In the HVHZ, a full sheet of <i>approved</i> ASTM D 1970 self-adhering underlayment shall be installed under the valley metal, and 18-inch wide sections shall be installed at the eave and rake edges.
Attachment:	18 ga. 1500SNS clips shall be installed with two (2) #12-11 x minimum 1" pancake head screws at a maximum 12 in. o.c. along the panel seam. Fasteners shall penetrate the deck a minimum 1/4-inch and shall conform with FBC Sections 1507.4.4 and 1506.6.
Maximum Design Pressures:	-108.5 psf <i>Pressure calculated using 2:1 margin of safety per 1504.9</i>



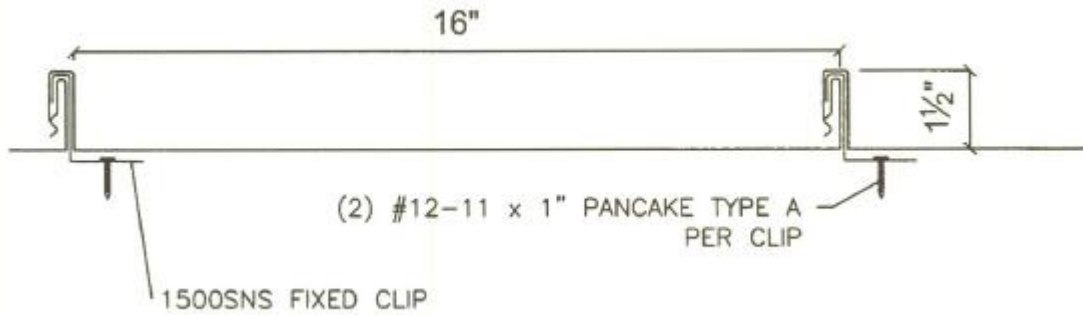
Maximum Mean Roof Heights for Gable/Hip Roofs
Slopes 2:12 – 6.1:12 and >6.1 – 12:12 (Gable Roofs only)

Exposure	Basic Wind Speed (mph)								
	120	130	140	150	160	170	180	190	200
Zone 1									
B	60 ft	60 ft	60 ft	60 ft	60 ft	60 ft	60 ft	60 ft	60 ft
C	60 ft	60 ft	60 ft	60 ft	60 ft	60 ft	60 ft	60 ft	60 ft
D	60 ft	60 ft	60 ft	60 ft	60 ft	60 ft	60 ft	60 ft	60 ft
Zone 2									
B	60 ft	60 ft	60 ft	60 ft	60 ft	60 ft	60 ft	60 ft	60 ft
C	60 ft	60 ft	60 ft	60 ft	60 ft	60 ft	60 ft	60 ft	52 ft
D	60 ft	60 ft	60 ft	60 ft	60 ft	60 ft	60 ft	40 ft	22 ft
Zone 3 ^A									
B	60 ft	60 ft	60 ft	60 ft	60 ft	60 ft	60 ft	52 ft	36 ft
C	60 ft	60 ft	60 ft	60 ft	60 ft	38 ft	22 ft	NA	NA
D	60 ft	60 ft	60 ft	60 ft	30 ft	19 ft	NA	NA	NA

Notes: 1) Exposure category for the structure location shall be as defined in the Florida Building Code 2) Limitations are based on an effective wind area of 10ft² or less 3) Topographic factors such as escarpments or hills are not included in the above assessment 4) Applicable for Enclosed Buildings without overhangs 5) NA = "Not Allowed" 6) $K_d = 0.85$ 7) Projects with mean roof heights of greater than 60 ft shall be evaluated by a licensed design professional 8) See page 5 for details for dimensions and locales of Zone 1, 2, and 3 9) V_{ult} is shown in the tables above. Design wind loads are calculated using $V_{asd} = V_{ult}\sqrt{0.6}$ per 1609.3.1.

^AFor hip roofs 2:12 to 5.6:12, Zone 3 shall be treated as Zone 2.

TMML150-3:	
Slope:	Shall be in accordance with FBC.
Roof Deck:	Solid or closely fitted min. 15/32 in. plywood sheathing for new and existing construction at max. 24 in. span; In the HVHZ, new construction shall be min. 19/32 in. plywood at max. 24 in. span; Designed by others in accordance with FBC requirements.
Underlayment:	Installed in accordance with FBC requirements. In the HVHZ, the minimum underlayment shall be ASTM D 226, Type II installed in accordance with Sections 1518.2 and 1518.4 or any approved underlayment for use in the HVHZ. In the HVHZ, a full sheet of <i>approved</i> ASTM D 1970 self-adhering underlayment shall be installed under the valley metal, and 18-inch wide sections shall be installed at the eave and rake edges.
Attachment:	18 ga. 1500SNS clips shall be installed with two (2) #12-11 x 1" pancake head screws at a maximum 24 in. o.c. along the panel seam. Fasteners shall penetrate the deck a minimum 1/4-inch and shall conform with FBC Sections 1507.4.4 and 1506.6.
Maximum Design Pressures:	-86 psf <i>Pressure calculated using 2:1 margin of safety per 1504.9</i>



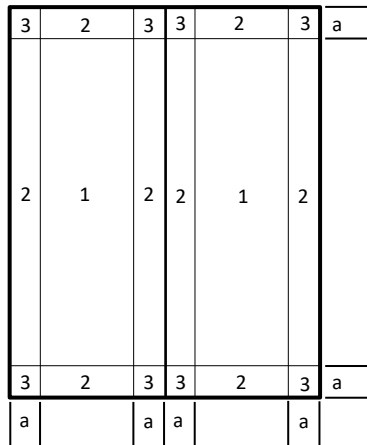
Maximum Mean Roof Heights for Gable/Hip Roofs
Slopes 2:12 – 6.1:12 and >6.1 – 12:12 (Gable Roofs only)

Exposure	Basic Wind Speed (mph)								
	120	130	140	150	160	170	180	190	200
Zone 1									
B	60 ft	60 ft	60 ft	60 ft	60 ft	60 ft	60 ft	60 ft	60 ft
C	60 ft	60 ft	60 ft	60 ft	60 ft	60 ft	60 ft	60 ft	60 ft
D	60 ft	60 ft	60 ft	60 ft	60 ft	60 ft	60 ft	60 ft	60 ft
Zone 2									
B	60 ft	60 ft	60 ft	60 ft	60 ft	60 ft	60 ft	60 ft	60 ft
C	60 ft	60 ft	60 ft	60 ft	60 ft	60 ft	48 ft	28 ft	19 ft
D	60 ft	60 ft	60 ft	60 ft	60 ft	38 ft	20 ft	NA	NA
Zone 3 ^A									
B	60 ft	60 ft	60 ft	60 ft	60 ft	52 ft	35 ft	NA	NA
C	60 ft	60 ft	60 ft	42 ft	22 ft	NA	NA	NA	NA
D	60 ft	60 ft	36 ft	19 ft	NA	NA	NA	NA	NA

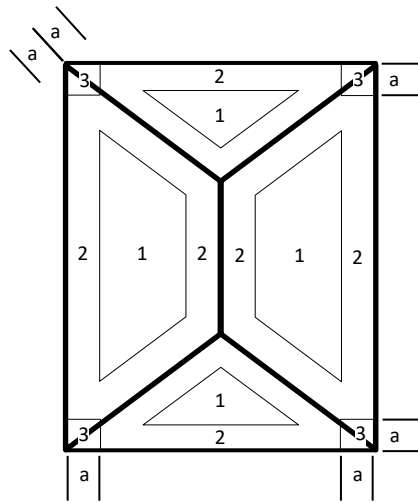
Notes: 1) Exposure category for the structure location shall be as defined in the Florida Building Code 2) Limitations are based on an effective wind area of 10ft² or less 3) Topographic factors such as escarpments or hills are not included in the above assessment 4) Applicable for Enclosed Buildings without overhangs 5) NA = "Not Allowed" 6) $K_d = 0.85$ 7) Projects with mean roof heights of greater than 60 ft shall be evaluated by a licensed design professional 8) See page 5 for details for dimensions and locales of Zone 1, 2, and 3 9) V_{ult} is shown in the tables above. Design wind loads are calculated using $V_{asd} = V_{ult}\sqrt{0.6}$ per 1609.3.1.

^AFor hip roofs 2:12 to 5.6:12, Zone 3 shall be treated as Zone 2.

Gable



Hip




Dimension “a” shall be 10% of the least horizontal dimension or (0.4 x *Mean Roof Height*), whichever is smaller, but not less than either 4% of the least horizontal dimension or 3ft.

LIMITATIONS

1. Fire classification is not within the scope of this evaluation.
2. The roof deck and the roof deck attachment shall be designed by others to meet the minimum design loads established for components and cladding and in accordance with FBC requirements.
3. Reroofing shall be in accordance with FBC Section 1511 outside the HVHZ and FBC Section 1521 inside the HVHZ.
4. Installation of the evaluated products shall comply with this report, the FBC and RAS 133 in the HVHZ, and the manufacturer’s published application instructions. Where discrepancies exist between these sources, the more restrictive and FBC compliant installation detail shall prevail.
5. All products listed in this report shall be manufactured under a quality assurance program in compliance with Rule 61G20-3.

COMPLIANCE STATEMENT

The products evaluated herein by Zachary R. Priest, P.E. have demonstrated compliance with the Florida Building Code, 6th Edition (2017) as evidenced in the referenced documents submitted by the named manufacturer.



Zachary R. Priest, P.E.
Florida Registration No. 74021
Organization No. ANE9641

CERTIFICATION OF INDEPENDENCE

CREEK Technical Services, LLC does not have, nor will it acquire, a financial interest in any company manufacturing or distributing products under this evaluation.

CREEK Technical Services, LLC is not owned, operated, or controlled by any company manufacturing or distributing products under this evaluation.

Zachary R. Priest, P.E. does not have, nor will acquire, a financial interest in any company manufacturing or distributing products under this evaluation.

Zachary R. Priest, P.E. does not have, nor will acquire, a financial interest in any other entity involved in the approval process of the product.

END OF REPORT